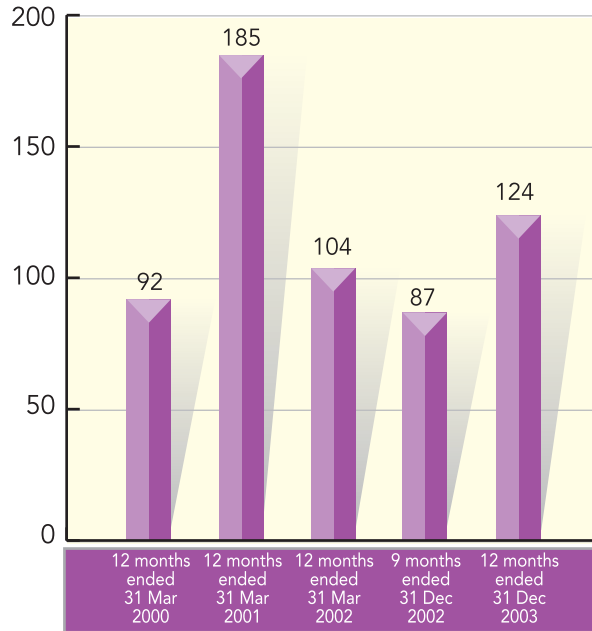


Financial Highlights

	Year ended 31st December, 2003	9 months ended 31st December, 2002
	<i>HK\$'000</i>	<i>HK\$'000</i>
Group turnover and share of turnover of jointly controlled entities	1,334,406	1,164,428
Profit before taxation	165,293	94,750
Profit for the year/period	123,883	86,828
Total assets	2,639,452	2,634,607 (restated)
Total liabilities	571,751	664,987
Minority interests	4,552	11,017
Shareholders' funds	2,063,149	1,958,603 (restated)
Return on shareholders' funds	6.0%	4.4% (restated)
	<i>HK\$</i>	<i>HK\$</i>
Net assets per share	2.63	2.52 (restated)
	<i>HK cents</i>	<i>HK cents</i>
Basic earnings per share	15.81	11.20
Diluted earnings per share	15.70	11.07
Dividends per share	22	4

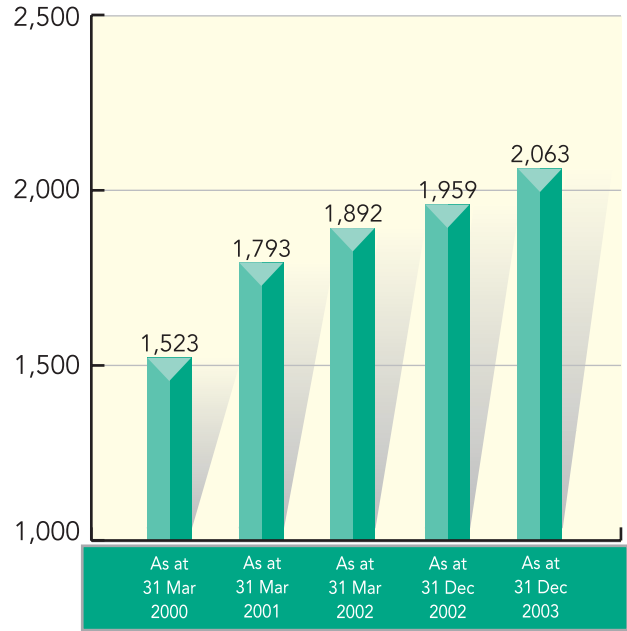
PROFIT FOR THE YEAR/PERIOD

in HK\$ million



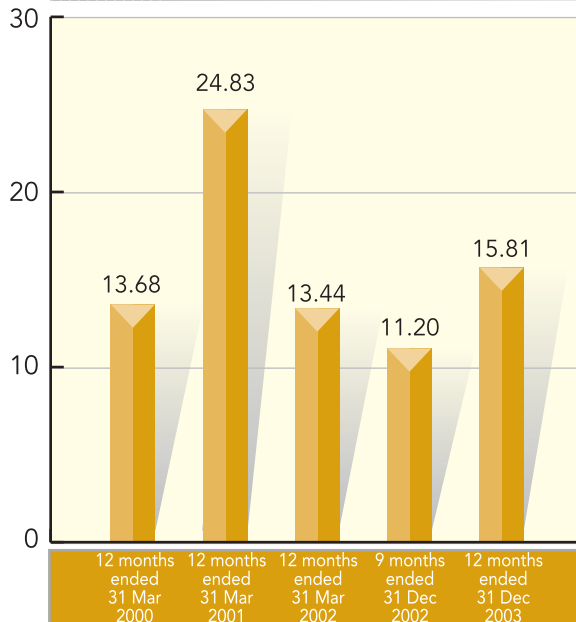
SHAREHOLDERS' FUNDS

in HK\$ million



BASIC EARNINGS PER SHARE

in HK cents



NET ASSETS PER SHARE

in HK\$

